louis poulsen



Environmental Product Specifications

— VL Ring Crown Table

Product description

- Designed to have the same characteristic elegant appearance as Vilhelm Lauritzen’s original Ring Crown Wall lamp.
- The downwards pointing light inside the glass shade gives a cosy and omnidirectional atmospheric lighting experience.





Product info

Mounting

Depends on the variant

Finish

Glossy mouth-blown white opal glass. Satin polished brass.

Light source

E14.

Sizes and weights

Width x Height x Length (mm)
150 x 435,5 x 201 Max 2.0 kg

Class

Ingress protection IP20. Electric shock protection II

Product family



VL Ring Crown 1



VL Ring Crown 3-5-7



VL Ring Crown 2 wall



VL Ring Crown 1 wall

Material information

RoHS

This product is compliant with the requirements contained in the European Directives, RoHS Directive 2011/65 and 2015/863.

REACH candidate List

To the best of our knowledge and based on the information provided by our suppliers, the product does not contain more than 0.1 percent (in weight terms) of any deliberately added SVHCs.

Packaging

The product is packaged in a plastic bag with a cardboard. The packaging material can be easily sorted and treated in waste recycling channels. The packaged product is delivered on a returnable wooden pallet.

Recycled raw material

Cardboard is made from min. 65% recycled fiber mass. Additional cardboard material comes from an FSC™ approved sources.

Recycling

We encourage everyone to take care of the product - even at the end of the product's lifetime. We also offer spare parts, so that we can extend the product lifetime even further.

The luminaires contain valuable materials. They therefore have to be decommissioned and dismantled for reuse of materials in other products.

This product is designed so that 100% of the product can be disassembled and reused.

Louis Poulsen is part of ELRETUR which ensures that electronic waste (WEEE) across of Europa is reused.

This product must be treated as electronic waste:



Material list

Part description	Included substances and materials	Country of origin	Weight in gram	Weight% (of the entire product)
Base	Brass	CN – China	558,4	12%
Stem	Brass	CN – China	178,1	4%
Circle cover and cover plate for base	Brass	CN – China	174,4	4%
Decorative ring for the base, switch cap, nut and socket countersunk head screw	Brass	CN – China	16,9	0%
Counterweight part	Steel	CN – China	445,2	9%
Nipple	Steel	CN – China	6,5	0%
Hex nut	Steel	CN – China	5,5	0%
Cross countersunk screw	Steel	CN – China	4,1	0%
Phillips head screws	Steel	CN – China	2,7	0%
Lightened spring washer	Steel	CN – China	2,1	0%
Cross-head self-tapping screw	Steel	CN – China	1,6	0%
Concave end hex socket set screw	Steel	CN – China	0,4	0%
Set screw	Steel	CN – China	0,3	0%
Wring post	Zinc alloy	CN – China	1,0	0%
E14 ceramic socket	Ceramic and brass	CN – China	32,2	1%
Glass shade	Hand-blown glass	CN – China	331,0	7%
Slotted concave end set screws and pressing board	Nylon	CN – China	0,5	0%
Upper and bottom covers for switch box	PC	CN – China	6,8	0%
Key switch	PC	CN – China	3,6	0%
Silicone pad and circle silicone pad	Silicone	CN – China	1,3	0%
Fixing ring for glass and fixing block for socket	Valox resin	CN – China	48,0	1%
Cord for plug	PVC	CN – China	165,0	3%
18AWG Double-insulated FEP wires	PVC	CN – China	5,4	0%
Felt	PET	CN – China	15,5	0%
Label for cover plate	PET	CN – China	0,4	0%
Spunlace non-woven bag	PET	CN – China	25,0	1%
Plastic bag	LDPE	CN – China	27,0	1%
Master box	Corrugated cardboard box	CN – China	1000,0	21%
Inner box	Corrugated cardboard box	CN – China	1670,0	35%
			4728,9 g	**100%**

Life Cycle Screening

Background

Our carbon footprint is the total quantity of greenhouse gas (GHG) emissions associated with the full lifecycle of the product. This includes the impacts associated with raw materials and emissions from manufacturing (materials and resources), transport, in use (cleaning) impacts and impacts at end of life (reuse, recycling, incineration, landfill etc.).

Basis of calculation

This is calculated according to the EU Product Environmental Footprint and presented according to ISO 14067 (Carbon footprint of products).

EU Product Environmental Footprint (PEF)

The PEF methodology is a new standard, introduced by the European Commission.
The mission: to strengthen the (European) market for green alternatives and ensure that environmental impact is transparently assessed.

European Commission

Use stage

The product use stage is calculated for a lifetime of 15 years with 1,000 hours of use each year in Europa, as required by the reference in PEF.

The electricity is based on the European energy mix, with data from: the European Environment Agency Greenhouse gas emission intensity of electricity generation.

Transport

1.200 km national or 3.500 km for export transport is calculated for the product from factory to end customer as required by the reference in PEF.

Uncertainties associated with these calculations

Calculation of emission levels is associated with uncertainty. This means that results may vary from actual levels. By using the PEF method, uncertainties are embedded in the Life Cycle Screening result using statistical methods.

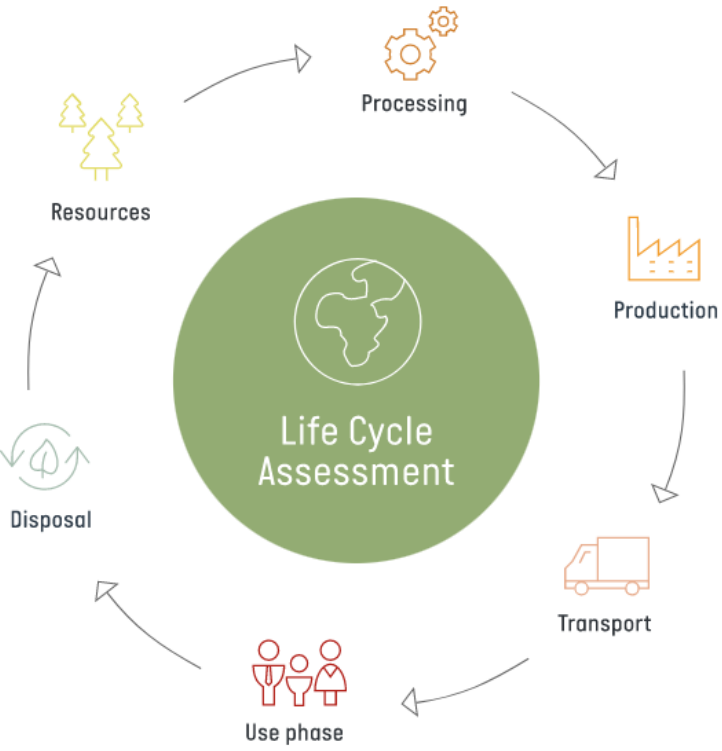

Life Cycle Screening results

Product that has been calculated as a reference for the product family:

VL RING CROWN TABLE, 1X4,5W E14

Production of the product

Average climate emission:

20 KG CO2-e

Lower boundary: 17 CO2-e
Upper boundary: 21 CO2-e

Production of the product and use stage

Average climate emission:

65 KG CO2-e

Lower boundary: 60 CO2-e
Upper boundary: 65 CO2-e

Carbon stages

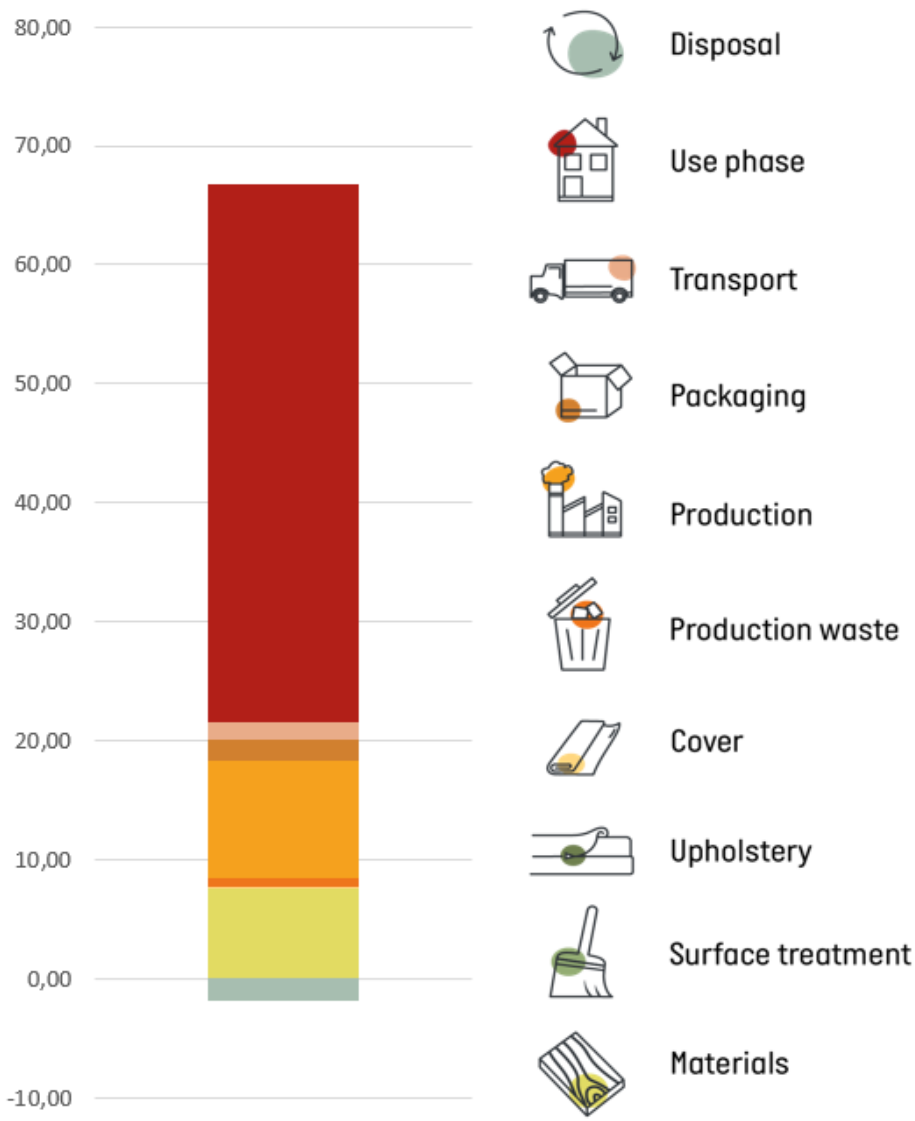

The carbon footprint has been calculated using Målbar version 2.9703; in accordance with the Product Environmental Footprint.
The carbon footprint has not been third-party verified. Only to be used for B2B, as comparing alternative results.
Comparing data across methodologies is likely to result in inaccurate representations.

Main emission sources *(pr material group)**

Group	Total impact	
Solid Wood	0,0 *kg CO2eq*	0,0%
Wood based board	0,0 *kg CO2eq*	0,0%
Metal	7,0 *kg CO2eq*	35,6%
Plastic	0,7 *kg CO2eq*	3,8%
Glass / Stone / Ceramics	6,8 *kg CO2eq*	34,8%
Surface finish & chemicals	0,0 *kg CO2eq*	0,0%
Upholstery	0,0 *kg CO2eq*	0,0%
Cover	0,1 *kg CO2eq*	0,6%
Electronic components	1,4 *kg CO2eq*	7,1%
Packaging	2,0 *kg CO2eq*	10,3%
Transport & logistics	1,5 *kg CO2eq*	7,8%



The values presented here represent total emissions per material group (incl. material, production, transport, waste, CO2e uptake)

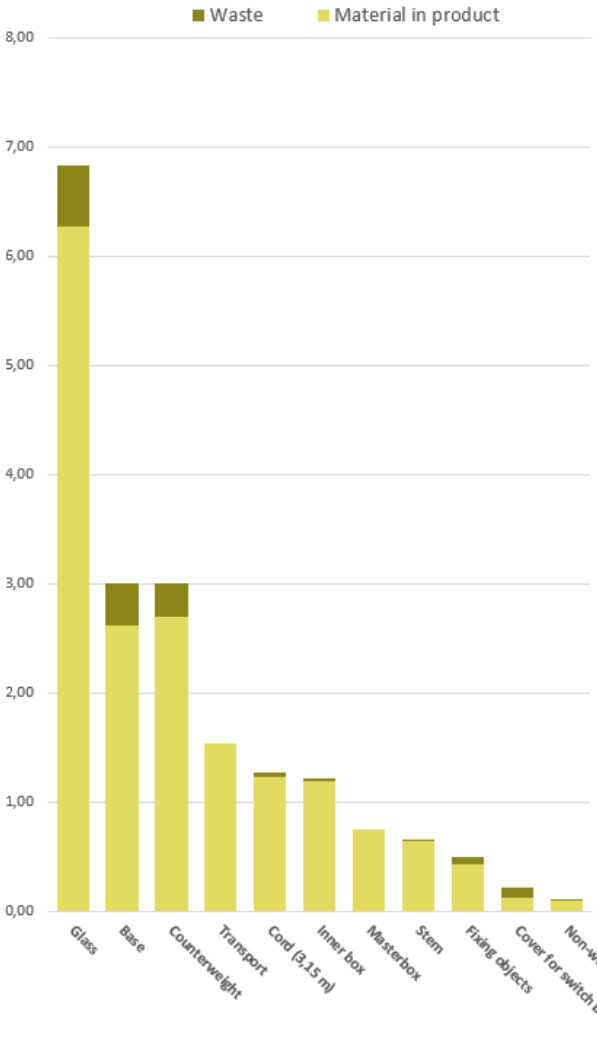

Main emission sources *(pr element)**

Element	Material	Total impact
Glass	Virgin glass hand made	6,8 *kg CO2eq*
Base	Brass forged	3,0 *kg CO2eq*
Counterweight	Steel sand cast	3,0 *kg CO2eq*
Transport	Total emission from transport - all steps	1,5 *kg CO2eq*
Cord (3,15 m)	Electric cable (PVC)	1,3 *kg CO2eq*
Inner box	Corrugated cardboard box printed sustainable fiber	1,2 *kg CO2eq*
Masterbox	Corrugated cardboard box printed sustainable fiber	0,7 *kg CO2eq*
Stem	Brass machined	0,7 *kg CO2eq*
Fixing objects	Polyester (Polybutylene Terephthalate - PBT)	**0,50** *kg CO2eq*
Cover for switch box and key switch	Polycarbonate PC	**0,22** *kg CO2eq*
Non-woven bag	m2,Material	**0,11** *kg CO2eq*
	Total impact from Waste	**24,94** ***kg CO2eq***

The values presented here represent total emissions per element (incl. material, production, transport, waste, CO2e uptake)