louis poulsen



Environmental Product Specifications

— PH 3-2½ Wall

Product description

- The fixture is designed based on the principle of a reflective three-shade system according to PH’s logarithmic spiral.
- The size of the three shades is adjusted for optimum performance and comfort.
- A straight wall arm mounted in a round wall box holds the fixture.
- Is a member of a product family for both outdoor and indoor.
- Iconic design.





Product info

Mounting

Depends on the variant

Finish

Black, powder coated.

Light source

1x60W E27.

Sizes and weights

Width x Height x Length (mm)
283 x 239 x 336 Max 2.4 kg

Class

Ingress protection IP44. Electric shock protection I w. ground.

Product family



PH 3-2½ Bollard

Product variants

Light source
1x60W E27

Material information

RoHS

This product is compliant with the requirements contained in the European Directives, RoHS Directive 2011/65 and 2015/863.

REACH candidate List

To the best of our knowledge and based on the information provided by our suppliers, the product does not contain more than 0.1 percent (in weight terms) of any deliberately added SVHCs.

Packaging

The product is packaged in a plastic bag with a cardboard. The packaging material can be easily sorted and treated in waste recycling channels. The packaged product is delivered on a returnable wooden pallet.

Recycled raw material

Cardboard is made from min. 65% recycled fiber mass. Additional cardboard material comes from an FSC approved sources.

Recycling

We encourage everyone to take care of the product - even at the end of the product's lifetime. We also offer spare parts, so that we can extend the product lifetime even further.

The luminaires contain valuable materials. They therefore have to be decommissioned and dismantled for reuse of materials in other products.

This product is designed so that 100% of the product can be disassembled and reused.

Louis Poulsen is part of ELRETUR which ensures that electronic waste (WEEE) across of Europa is reused.

This product must be treated as electronic waste:



Material list

Positions number	Part description	Included substances and materials	Country of origin	Weight% (of the entire product)
A	Shades, socket holder and arm	Machined stainless steel	LV - Latvia	**32,5%**
A	Painting	Powder coating	AT - Austria	**3,3%**
A	Painting	Powder coating	CH - Switzerland	**0,2%**
A	Painting	Wet painting	DK - Denmark	**0,1%**
B	Spring for shades	Stainless spring steel	LV - Latvia	**5,5%**
C	Glass	Pressed glass, clear	IT - Italy	**8,1%**
D	Nuts and washers	Machined stainless steel	TW - Taiwan	**1,4%**
D	Painting	Paints	DK - Denmark	**0,0%**
E	Cover for box	Machined aluminum	DK - Denmark	**3,1%**
E	Painting	Powder coating	AT - Austria	**0,2%**
F	Socket	Variety of components	DE - Germany	**1,6%**
G	Strain relief	Machined brass	DK - Denmark	**0,3%**
H	Plastic parts	EPDM	DK - Denmark	**0,2%**
I	Aluminium parts	Die casted aluminum	CN - China	**10,0%**
J	Membrane nipple	PE	DK - Denmark	**0,2%**
K	Screws	Stainless steel	CN - China	**1,3%**
L	Terminal helag	Variety of components	SE - Sweden	**0,2%**
M	Electrical wiring	Variety of components	IT - Italy	**1,8%**
N	Gasket	NPR	DK - Denmark	**0,7%**
O	Bracket for socket	Machined zinc	IT - Italy	**0,4%**
P	Labels and instructions	Paper	DK - Denmark	**0,7%**
Q	Packaging	Corrugated cardboard	PO - Poland	**13,3%**
R	Inserts	Corrugated cardboard	PO - Poland	**14,3%**
S	Plastic bag	LDPE	LT - Lithuania	**0,4%**
T	Tape 3M	Packaging material	DE - Germany	**0,2%**
				100%

Life Cycle Screening

Background

Our carbon footprint is the total quantity of greenhouse gas (GHG) emissions associated with the full lifecycle of the product. This includes the impacts associated with raw materials and emissions from manufacturing (materials and resources), transport, in use (cleaning) impacts and impacts at end of life (reuse, recycling, incineration, landfill etc.).

Basis of calculation

This is calculated according to the EU Product Environmental Footprint and presented according to ISO 14067 (Carbon footprint of products).

EU Product Environmental Footprint (PEF)

The PEF methodology is a new standard, introduced by the European Commission.
The mission: to strengthen the (European) market for green alternatives and ensure that environmental impact is transparently assessed.

European Commission

Use stage

The product use stage is calculated for a lifetime of 15 years with 1,000 hours of use each year in Europa, as required by the reference in PEF.

The electricity is based on the European energy mix, with data from: the European Environment Agency Greenhouse gas emission intensity of electricity generation.

Transport

1.200 km national or 3.500 km for export transport is calculated for the product from factory to end customer as required by the reference in PEF.

Uncertainties associated with these calculations

Calculation of emission levels is associated with uncertainty. This means that results may vary from actual levels. By using the PEF method, uncertainties are embedded in the Life Cycle Screening result using statistical methods.



Life Cycle Screening results

Product that has been calculated as a reference for the product family:

PH 3-2½ WALL, 1X60W E27.

Production of the product

Average climate emission:

43 KG CO2-e

Lower boundary: 24 CO2-e
Upper boundary: 200 CO2-e

Production of the product and use stage

Average climate emission:

100 KG CO2-e

Lower boundary: 85 CO2-e
Upper boundary: 260 CO2-e

Carbon stages

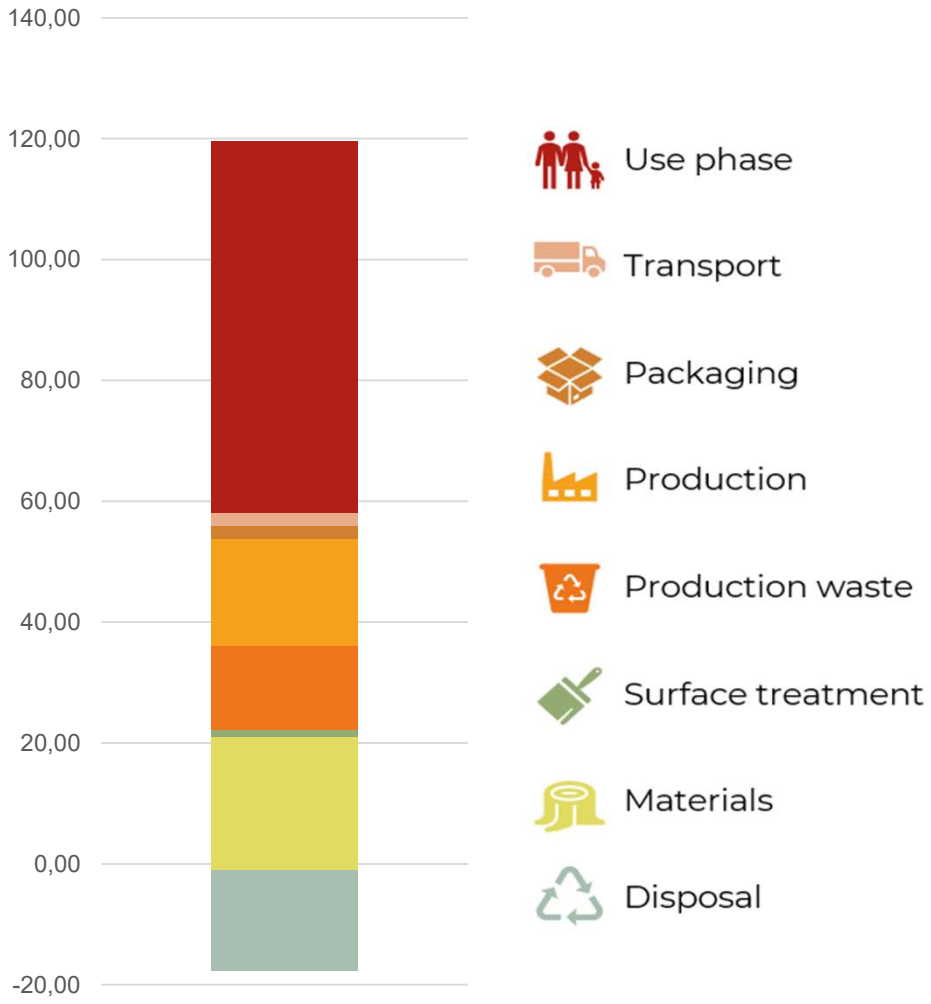

The carbon footprint has been calculated using Målbar version 2.9608; in accordance with the Product Environmental Footprint.
The carbon footprint has not been third-party verified. Only to be used for B2B, as comparing alternative results.
Comparing data across methodologies is likely to result in inaccurate representations.

Main emission sources *(pr material group)**

Group	Total impact		
Solid Wood	**0,00**	*kg CO2-e*	**0,0%**
Wood based board	**0,00**	*kg CO2-e*	**0,0%**
Metal	**22,27**	*kg CO2-e*	**54,3%**
Plastic	**0,55**	*kg CO2-e*	**1,4%**
Glass / Stone / Ceramics	**6,51**	*kg CO2-e*	**15,9%**
Surface finish & chemicals	**6,80**	*kg CO2-e*	**16,6%**
Upholstery	**0,00**	*kg CO2-e*	**0,0%**
Cover	**0,00**	*kg CO2-e*	**0,0%**
Electronic components	**0,60**	*kg CO2-e*	**1,5%**
Packaging	**2,43**	*kg CO2-e*	**5,9%**
Transport & logistics	**1,82**	*kg CO2-e*	**4,4%**



The values presented here represent total emissions per material group (incl. material, production, transport, waste, CO2e uptake)

Main emission sources *(pr element)**

Element	Material	Total impact	
Shades, socket holder and arm	Stainless steel machined	**11,62**	*kg CO2-e*
Aluminium parts	Alu. cast	**6,73**	*kg CO2-e*
Glass	Virgin glass hand made	**6,51**	*kg CO2-e*
Painting	Or kg powder consumed	**6,05**	*kg CO2-e*
Spring for shades	Stainless steel springs	**1,83**	*kg CO2-e*
Transport	Total emission from transport - all steps	**1,74**	*kg CO2-e*
Inserts	Corrugated cardboard inlay sustainable	**1,18**	*kg CO2-e*
Packaging	Corrugated cardboard box printed sustainable fiber	**1,10**	*kg CO2-e*
Cover for box	Alu. machined	**0,93**	*kg CO2-e*
Electrical wiring	Electric cable (PVC)	**0,44**	*kg CO2-e*
Nuts and washers	Stainless steel machined	**0,41**	*kg CO2-e*

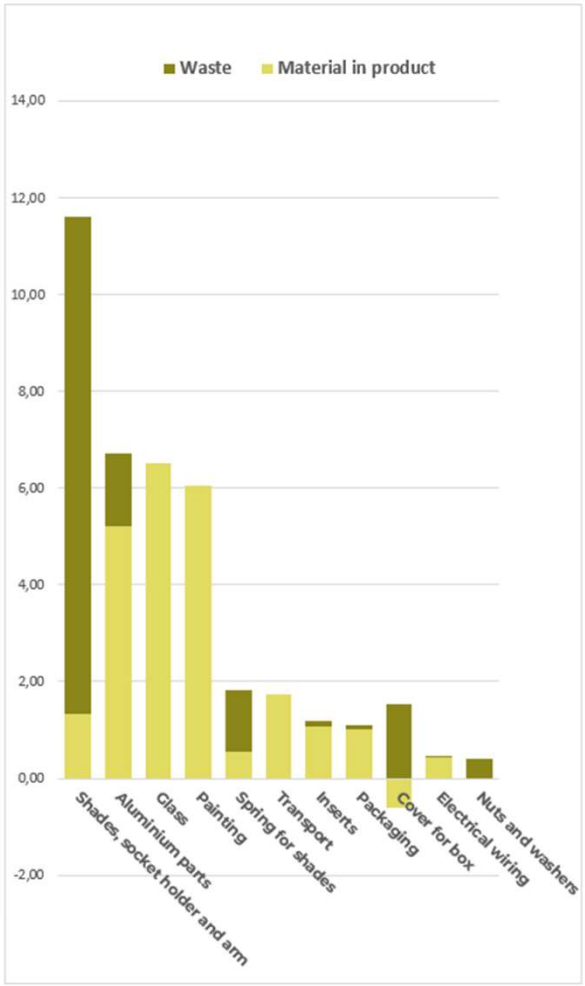

The values presented here represent total emissions per element (incl. material, production, transport, waste, CO2e uptake)