











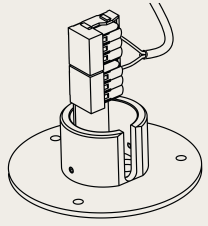

**louis poulsen**





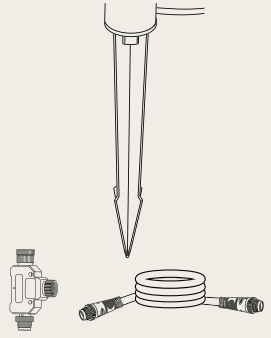

# FLINDT GARDEN

DESIGN: CHRISTIAN FLINDT



<b>ANCHOR</b> Bollard with anchor unit.						
Size:	Kelvin*	Aluminium colour 	Black colour 	Corten colour 		
<b>Large</b> 695 mm 	2700K	24V: 5747402966 230V: 5747500839	24V: 5747408973 230V: 5747500897	24V: 5747402607 230V: 5747500774	  Requires installation by certified electrician.	
	3000K	24V: 5747402953 230V: 5747500842	24V: 5747408960 230V: 5747500907	24V: 5747402597 230V: 5747500787		
<b>Small</b> 345 mm 	2700K	24V: 5747402872	24V: 5747408889	24V: 5747402513		
	3000K	24V: 5747402869	24V: 5747408876	24V: 5747402500		

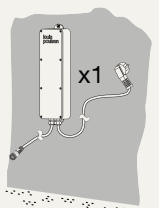
<b>BASEPLATE</b> Bollard with baseplate.						
Size:	Kelvin*	Aluminium colour 	Black colour 	Corten colour 		
<b>Large</b> 695 mm 	2700K	24V: 5747402937 230V: 5747500800	24V: 5747408944 230V: 5747500868	24V: 5747402571 230V: 5747500745	  Requires installation by certified electrician.	
	3000K	24V: 5747402924 230V: 5747500813	24V: 5747408931 230V: 5747500871	24V: 5747402568 230V: 5747500758		
<b>Small</b> 345 mm 	2700K	24V: 5747402843	24V: 5747408850	24V: 5747402487		
	3000K	24V: 5747402830	24V: 5747408847	24V: 5747402474		

<b>SPIKE</b> Bollard with spike, T-connector, and 5 m. cable with plug.						
Size:	Kelvin*	Aluminium colour 	Black colour 	Corten colour 		
<b>Large</b> 695 mm 	2700K	24V: 5747402995	24V: 5747408821	24V: 5747402636	  Does not require installation by certified electrician. Plug-and-Play.	
	3000K	24V: 5747402982	24V: 5747408818	24V: 5747402623		
<b>Small</b> 345 mm 	2700K	24V: 5747402908	24V: 5747408795	24V: 5747402542		
	3000K	24V: 5747402898	24V: 5747408782	24V: 5747402539		

\* For 4000K please contact Louis Poulsen.

**IMPORTANT!** For 24V an adaptor must be purchased separately.  
A maximum of 6 Flindt Garden bollards (6,5W) can be run by one adaptor.

24 Volt: The adaptor is positioned externally from the fixture.



**Accessories:**

Garden Adaptor box (60W).

EU: 5747407039


UK: 5747407042

Garden T-connector 5747405303

Garden cable 5 m. 5747405316

⚠ Max: x6 Fixtures

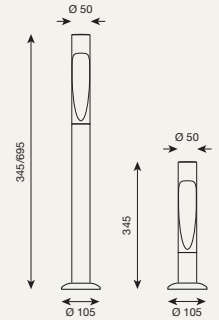
⚠ Wire total max: 30 m / 98.4 Ft



**louis poulsen**

# FLINDT GARDEN

DESIGN: CHRISTIAN FLINDT

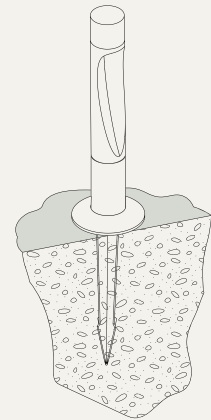


## Bollard with anchor unit to be fixed in concrete

Requires installation by certified electrician.

24 Volt: Anchor unit to be fixed in concrete. Use installation cables for in-ground installation for legal fixed installation. Cables are not included. Looping is approved.

230 Volt: Anchor unit to be fixed in concrete. Looping is approved.

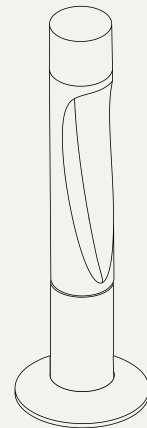


## Bollard with baseplate for mounting on a surface

Requires installation by certified electrician.

24 Volt: Mounting on a surface. Use installation cables for in-ground installation for legal fixed installation. Cables are not included. Looping is approved.

230 Volt: Mounting on a surface. Looping is approved.



## Bollard with spike

Plug-and-Play

Put the bollard with the spike into the ground. Let the enclosed cable 5 m. run over the ground. The bollard is connected to the adaptor using standard plugs delivered with the fixture. Plug-and-Play.

