

louis poulsen

APPLICATION GUIDE

OFFICE LIGHTING





CALL IT LIGHT.
WE CALL IT INTELLIGENT
HOLISTIC SOLUTIONS.

LET LIGHT CREATE

INDEX

1.

INTRODUCTION AND GENERAL ADVICE — P. 4-11

2.

HOW TO PLAN GOOD LIGHTING FOR THE OFFICE — P. 12-68

What to have in mind, inspiration, solutions

RECEPTION — P. 18

The first experience

OPEN PLAN OFFICE — P. 24

Health and wellbeing

HOSPITALITY / CANTEEN AREA — P. 32

A relaxed ambience

PERSONAL WORKSPACE — P. 40

Individual needs

CO-WORK AREAS — P. 48

Distinctive spaces

CORRIDORS — P. 55

Form and function

CONFERENCE ROOMS — P. 62

Flexibility and control

3.

HUMAN CENTRIC LIGHTING — P. 69-75

Circadian effects, kelvin adjustable, dynamic lighting and much more

1.

INTRODUCTION AND GENERAL ADVICE





INTRODUCTION

High-quality lighting elevates a workplace's appearance and makes it attractive to employees, clients and visitors. Excellent light—natural as well as artificial—also makes employees feel more contented and contributes to their productivity.

Poor lighting, on the other hand, is associated with physical and mental health conditions like eyestrain, fatigue and headaches, and in high-pressure workplaces, even stress and anxiety.

Hence, focusing on the following **three types of lighting** is an excellent start.

1. GENERAL LIGHTING

The best overall lighting solution combines natural daylight with high-quality luminaires like pendants, and ceiling and wall lamps, to provide a pleasant, glare-free general light.



2. TASK LIGHTING

High-grade task lighting is essential in any workplace to improve visibility while working. A distinct, solid and adjustable table lamp at each work desk, for instance, achieves this effectively.



3. SMALL ISLANDS OF LIGHT AND SPOTS


A small table lamp on a bookshelf and a pendant, or floor lamp, in a dim corner all contribute to a warmer, more inviting atmosphere by creating small islands of light. Meanwhile, spots can accentuate a structured wall or artwork, bringing further life to a workplace.




BREAK THE UNIFORMITY —THINK OF LIGHTING AS LAYERS

Break the uniformity by working with layers of light when appropriate, so the space will not get dull overtime. Place some lower pendants in field of sight to create perspective and depth in the room.

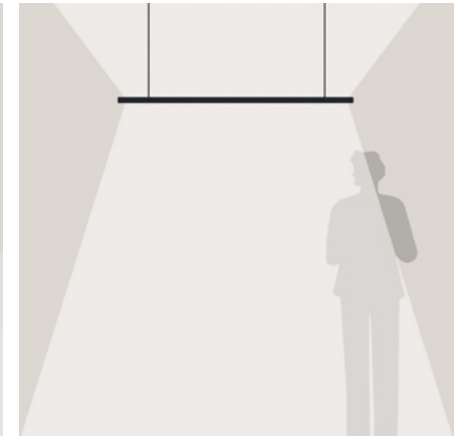
Spots or high placed fixtures can be used as a discrete source of light illuminating areas of interest and adding thus one more layer of light on vertical surfaces, that are difficult to reach with general lighting.



Spots on a track or surface mounted is ideal for lighting on the vertical surfaces.



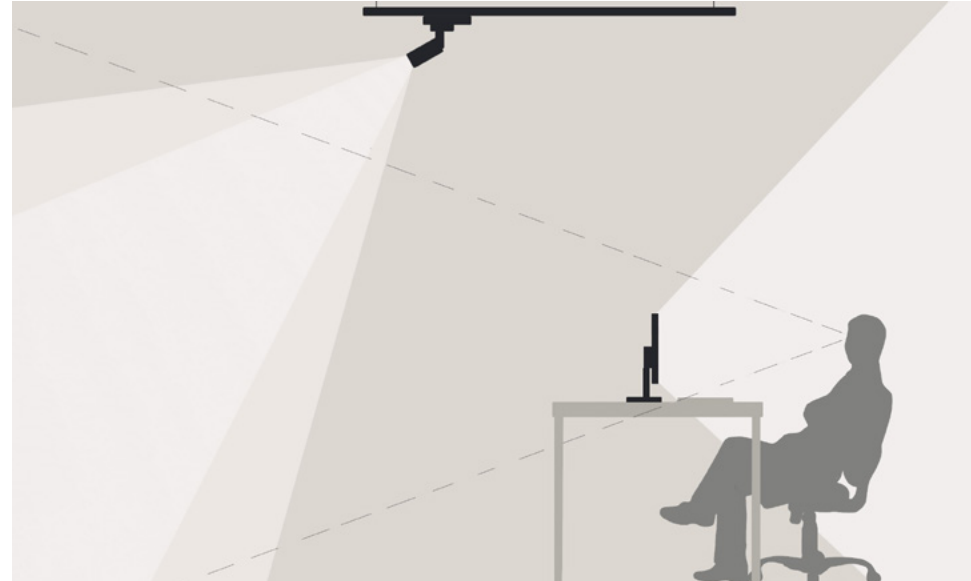
Pendant lighting can be used for general illumance in a room – putting focus on a certain room or interior.



High placed lighting will create general and soft illumance in a large room.

VERTICAL LIGHTING

In areas surrounding office workstations, vertical lighting significantly increases visual comfort by balancing the contrasts between a backlit monitor and its visual surroundings, thus in turn preventing eye fatigue. In prestigious areas of an office building it also sets an inviting, generously-dimensioned spatial impression.



Vertical lighting determines 80% of people's spatial perception and therefore influences our sensitivity to brightness much more strongly than light on horizontal planes.

INTELLIGENT LIGHTING CONTROL

With build-in control systems, Louis Poulsen provides interfaces for various control technologies such as dali and Casambi.

In office applications this enables the use of presence sensors for dimming or switching off the light in unoccupied rooms. Twilight switches or daylight sensors can also be integrated to enable light scenes to be adjusted in accordance with available daylight levels.



At Louis Poulsen HQ we have installed light fixtures with Kelvin Adjustable, which covers a colour temperature spectrum ranging from 2,700 to 5,700 kelvin, making it possible to simulate daylight from morning to evening, while also being able to vary the brightness (lux) during the day.

2.

HOW TO PLAN GOOD LIGHTING FOR THE OFFICE




LET LIGHT ENHANCE YOUR WORKSPACE

Enhance your office environment with lighting that transforms your workspace. Whether you're aiming for a **classic and ambient** feel, a **corporate and clean** look, or a **playful and bold** vibe, Louis Poulsen offers iconic designs to bring your vision to life. Create a space that boosts productivity and sets the perfect mood.


CLASSIC AND AMBIENT



CORPORATE AND CLEAN





PLAYFUL AND BOLD





CLASSIC AND AMBIENT

The design direction emphasizes classic architecture and furnishings paired with ambient lighting and sound, creating a harmonious space that is both serene and inviting.

Classic lines and forms are complemented by ambient features such as soft textiles, gentle color tones, and subtle lighting, resulting in an interior that feels both stately and soothing.



CORPORATE AND CLEAN




The design direction embraces a corporate aesthetic with clean lines and minimalist elements, focusing on a professional and uncluttered workspace.

This style direction highlights a corporate environment that emphasizes clarity and simplicity, using sleek materials and a neutral color palette to promote a clean and organized atmosphere.

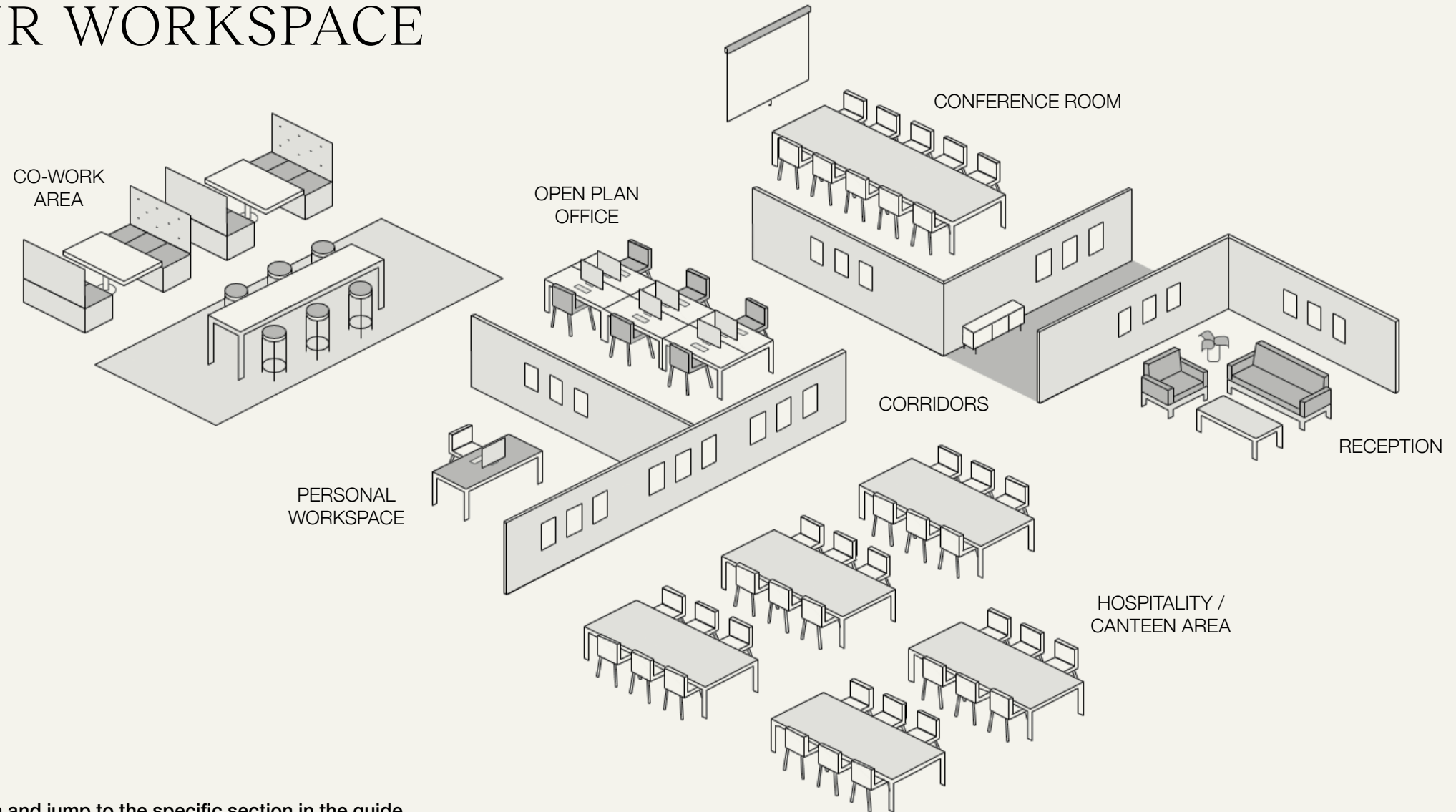
PLAYFUL AND BOLD

This design direction embraces a playful spirit with bold elements, combining vibrant colors and dynamic shapes to create an energetic and engaging space.

The approach focuses on a playful and bold aesthetic, featuring lively patterns, unexpected contrasts, and eye-catching designs that stimulate creativity and fun.



LET LIGHT ENHANCE YOUR WORKSPACE



Click on area and jump to the specific section in the guide

RECEPTION
THE FIRST EXPERIENCE



What to have in mind when you plan lighting for the reception area?

Create a sense of welcome for visitors and make navigation easy: highlight reception desk, lift lobbies and seating areas. Use lighting to reinforce corporate identity and brand.




RECEPTION



RECEPTION


Classic and ambient



PH ARTICHOKE

For a welcoming wow-effect over the reception desk. The pendant has great lumen output for larger rooms but is also a distinctive piece of art that contributes to the atmosphere and the corporate identity.

Available in many materials and sizes. With dali driver for automated light control.



AJ EKLIPTA

Can be paired with more minimal and less eye-catching fixtures like AJ Eklipta. Yet bringing a distinct design feature into the room with a soft comfortable light.

Available in a 4 colours and three sizes.

RECEPTION


Corporate and clean



LP SLIM BOX

LP Slim Box comes in further variants, so it is even easier to effectively illuminate a variety of spaces, while adding a sleek design layer to any type of interior decoration. Emitting a primarily downward directed light the fixture also has an indirect light component ensuring illumination of ceilings.

Available in a 3 colours and two sizes. With dali driver for automated light control.




AJ WALL

The classic AJ Wall combines the straight and curved angles in its design by Arne Jacobsen. The wall lamp yields a pleasant downward directed light with its white painted inner shade to ensure a soft comfortable light.

Available in many sizes and colours. The series comprises of a table, wall and floor lamp.

RECEPTION


Playful and bold



PATERA

Patera is a modern take on the classic chandelier and creates a lumious focal point. A series of them – staggered or aligned, in one size or different sizes – creates the sense of magic we feel when we look up at the starry sky.

Available in many sizes and can be delivered with dali driver for automated light control.



RIPLS

Paired with a modern interpretation of the classic round wall fixture as Ripls, brings in a modern touch to the room. With a concave clear front with ripples, like rings in water, the lamp catches the light and creates its own refractions.

Available in two sizes and can be mounted on wall as well as ceiling.

OPEN PLAN OFFICE
HEALTH AND WELLBEING




What to have in mind when you plan lighting for the open office area?

Human health and wellbeing are paramount. With emphasis on individual tasks and vertical surfaces (indirect lighting), as well as downlighting, illumination can be visually stimulating and visually comfortable. A control system is crucial.



OPEN PLAN OFFICE



OPEN PLAN OFFICE



OPEN PLAN OFFICE



OPEN PLAN OFFICE

Classic and ambient



MUNKEGAARD

Create the illusion of extra height in the open office, with Munkegård fixture and its discreet presence in the room. The fixture looks like a disc hovering just below the ceiling. It generates a gently diffused light through the 2-layer glass/acrylic shade.

Available in three sizes and materials. With dali driver for automated light control.



WOHLERT

Create dynamism by mixing with the Wohlert pendant that is designed for various sized rooms. The quality of the glass together with the round shape ensures a general and diffused illumination. Thereby produces the opening at the a downwards directed light.

Available in three sizes. With dali driver for automated light control.

OPEN PLAN OFFICE

Corporate and clean



LP SLIM ROUND

LP Slim Round pendant has an aesthetic simple look, where the design is sleek and distinct. With a broad palette of product variants it is an ideal choice for open-plan offices and meeting rooms. It opens the opportunity to work with different functional needs while maintaining the visual identity across.

Suspended. Available in many sizes and colours. With dali driver for automated light control.



LP SLIM ROUND

LP Slim Round wall is an excellent option for creating continuity in the design throughout the entire room. The rim housing encircles a high-efficient acrylic diffuser emitting diffused primarily downward directed light.

Recessed, semi-recessed and surface mounted.

OPEN PLAN OFFICE

Playful and bold



RIPLS

Paired with a modern interpretation of the classic round wall fixture as Rippls, brings in a modern touch to the room. With a concave clear front with ripples, like rings in water, the lamp catches the light and creates its own refractions.

Available in two sizes and can be mounted on wall as well as ceiling. With dali driver for automated light control.



LP GRAND

Fill out the open area with LP Grand designed and developed for large spaces. The pendant combines direct and reflected light in and between its shade of beautifully curved and open rings.

Available in four colours and four sizes. With dali driver for automated light control.

HOSPITALITY / CANTEEN AREA
A RELAXED AMBIENCE



What to have in mind when you plan lighting for the canteen area?


Decorative fittings and warmer temperature lighting create a hospitable space. High-quality, low-glare fittings highlight serving areas and make food look appetizing.



HOSPITALITY / CANTEEN



HOSPITALITY / CANTEEN




HOSPITALITY / CANTEEN




THE CANTEEN

Classic and ambient



VL45 RADIOHUS PENDANT

Place the Radiohus Pendant in clusters over the eating area and let the diffused light create a warm atmosphere. Use existing classic fixtures and mix with newer design to create a contemporary and playful light scenery.



VL45 RADIOHUS PENDANT

Pair it up with a smaller size of the Radiohus Pendant, to open up the possibilities for an even wider variety of usage and arrangements. The new color variants allow for creativity while maintaining a consistent look and design throughout the entire room.

Many sizes and new beautiful colours to chose between.

THE CANTEEN

Corporate and clean



LP SLIM ACOUSTIC

Achieve good acoustics in a canteen area with LP Slim Round Acoustic, which features an unholstered foam core that comes in a variety of colors and fabrics. This series offers the opportunity to work with one aesthetic look across different functional needs.

Play with high quality fabrics in endless colours and textures. With dali driver for automated light control.



NJP WALL

Can be paired with more minimal and less eye-catching fixtures like NJP Wall. Yet bringing a distinct design feature into the room, where the light is direct and glare-free.

Available with short and long arm, three colour variants and 2700 and 3000 kelvin.


THE CANTEEN

Playful and bold



KEGLEN, PH5, VL45

Be bold and make a mix of pendants with different designs to create a modern and artistic way of lightning. With Louis Poulsen products, you can blend iconic and classic designs with contemporary lamps, merging the familiar with the new.



VL45

Pair it up with smaller sizes of the lamps, like Radiohus Pendant Ø175, to open up the possibilities for an even wider variety of usage and arrangements. The new color variants allow for creativity while maintaining a consistent look and design throughout the entire room.

Many sizes and new beautiful colours to chose between. Use existing fixture and mix with new.

PERSONAL WORKSPACE
INDIVIDUAL NEEDS



What to have in mind when you plan lighting for the personal workspace?


Age, and visual acuity, need to be considered, as well as the nature of the task. Individual task lights that can be adjusted to suit personal preferences are ideal.



PERSONAL WORKSPACE



PERSONAL WORKSPACE



PERSONAL WORKSPACE

Classic and ambient



AJ OXFORD

Place AJ Oxford Table Lamp on the desk to get a pleasant downward directed light. With its graphic style and monochrome colour palette, it has a timeless design and possible to add in any private office space.

Available as a pin version.



AJ TABLE

The AJ table lamp is a part of the AJ lamp collection and share the same slim stem as AJ Oxford. This similarity makes it possible to include different designs in a smaller space, without becoming overly vibrant or diverging in too many directions.

Available in many colours.

PERSONAL WORKSPACE

Corporate and clean



NJP TABLE

Retain a sophisticated style with NJP Table that is new interpretation of the classic architect lamp. Its simple and honest look bares the lamp's functional components. The two joints on the arm offers great flexibility and making it esy to set the lamp position and direct the light.

Available as a pin version. Two built-in light intensities.



NJP MINI

Pair it up with NJP Mini – the petite version in downscaled proportions. Its relatively small sizes makes it fit in perfectly everywhere, creating little islands of comforting light in the office.

Available in many colours. Stepless dim of the light to a suitable level between 15 and 100%.

PERSONAL WORKSPACE

Corporate and clean



YUH TABLE

Yuh Table is a modern lamp with a minimalistic appearance created from a circular shape at the bottom to a linear opening at the top shade. It provides a great freedom of movement, so the light can always be set in the idea position in the workspace.

Stepless dim of the light to a suitable level between 15 and 100%. Available as a pin version.




KEGLEN TABLE

Keglen Table adds a graphic and simplistic aesthetic with its cone-shaped shade, which provides a perfect ambiance. It creates a play of light and reflections from its surroundings during the day when its switched off, with its matte, wet-painted finish.

Stepless dim of the light to a suitable level between 15 and 100%. Available as a pin version.

PERSONAL WORKSPACE


Playful and bold



PANTHELLA TABLE

Panthella Table lamp is one of Verner Panton's design icons with its unique expression where both the stand and the shade served as a reflector. The organic shapes of lamp, the color palette and different sizes contribute with a sculptural look that can enhance any room.

Available in many colours and sizes.
The portable version is IP44 approved.



VL STUDIO

Combine it with VL Studio Table to continue with the soft shapes and a lamp that can be placed almost everywhere. The fixture emits a very comfortable light distribution through the triple-layered glass and radiates a pleasantly delicate glow to the surroundings.

Available in black and brass and three sizes to play with.

CO-WORK AREAS
DISTINCTIVE SPACES



What to have in mind when you plan lighting for the co-work areas?

Cafe-style break-out zones or booths are distinctive areas within the general workspace. Lighting can demarcate these spaces with distinctive luminaires and warmer colour temperatures.



CO-WORK AREAS




CO-WORK AREAS



CO-WORK AREAS

Classic and ambient



PATERA

Patera is a modern take on the classic chandelier and creates a luminescent focal point. The form is beautiful to behold from all angles, its Fibonacci sequence-based structure provides a different impression from every vantage point.

Available in three sizes. With dali driver for automated light control.



PH 5

The iconic PH5 lamp ensures a soft glare-free light with the three-shade system. It makes the lamp perfect for hanging over a table and create a pleasant atmosphere. The pendant is available in a number of different color variations and two sizes.

Available in many colours and two sizes.

CO-WORK AREAS

Corporate and clean



ABOVE

The Above pendant represents an overtly simplistic lighting design with the graphic triangle. The light is pleasant downward and the arch-shaped opening at the top creates a discreet upward light. The lamp is a great option for large scale projects as the price is low and it exists in different sizes.

Minimalistic and good design for large scale projects.




MOONSETTER

The sculptural aesthetic of the floor lamp becomes a focal point in any interior – almost like a work of art. The 360° rotating disc has different finishes on each side, allowing you to play with the light and decide how it should be reflected in the room - and exactly how the room should be reflected in the mirrored surface of the lamp.

Turn on/off the light by rotating switch on cylinder with light fading in/out. Stepless dimming.

CO-WORK AREAS

Playful and bold



VL STUDIO

Be creative and place VL Studio at the dining table or in the meetingroom. Let its sculptural look generate a comfortable light and delicate glow to the surroundings. The VL Studio lamp comes in a matt black version for a more graphical, clean expression compared to the soft, warm look of the polished brass version.

Available in black and brass and many applications: wall, floor or table.



PANTHELLA FLOOR

The figurative and playful design of Pantella Floor Lamp, captivates spaces. The organic shape mirrors the softest of the light and is a beautiful example of Verner Panton's brilliant sense of creating atmospheric illumination.

E27 socket.

CORRIDORS
FORM AND FUNCTION



What to have in mind when you plan lighting for the corridors?


Corridors merit more than a utilitarian approach to lighting. Luminaires give the space *visual rhythm, define the path to help with wayfinding* and can be a visually pleasing or even sculptural feature.



CORRIDORS




CORRIDORS



CORRIDORS


Classic and ambient



FLINDT WALL

The elegant design of Flindt Wall, in rough materials, emits the light down on the front of the fixture. The oval shape is lifted off the mounting surface, giving the fixture a floating appearance. Softly illuminating its perfect circle while providing an efficient horizontal illumination on the ground floor, which makes it perfect for infor as well as outdoor applications.

Available in three sizes and four colours. With dali driver for automated light control.



AJ EKLIPTA

Can be paired with more minimal and less eye-catching fixtures like AJ Eklipta. Yet bringing a distinct design feature into the room with a soft comfortable light.

Originally designed for Rødovre Townhall in 1956 by Arne Jacobsen.

CORRIDORS

Corporate and clean



SPOTLIGHTS, DOWNLIGHTS AND SYSTEMS

Louis Poulsen offers a collection of minimalistic and highly functional spotlights, downlights, and lighting systems. These products are expertly designed and equipped with advanced technology to meet the specifiers' needs. Modern, functional, engineered for the professional environment.

Book an appointment with your Louis Poulsen contact to get a complete introduction to the series of products:
prof@louis Poulsen.dk

CORRIDORS

Playful and bold



RIPLS

Create a playful look with a modern interpretation of the classic round wall fixture as RiPLs, brings in a modern touch to the room. With a concave clear front with ripples, like rings in water, the lamp catches the light and creates its own refractions.

Available in two sizes and can be mounted on wall as well as ceiling. With dali driver for automated light control.



SILVERBACK

The lamp Silverback is designed to visually morph into the architectural surfaces its mounted on. The opal curved diffuser provides a soft and comfortable spatial lighting, and the metallised surface creates a mirror effect, reflecting the texture, colour or material of the surface.

With dali driver for automated light control.

CONFERENCE ROOMS
FLEXIBILITY AND CONTROL



What to have in mind when you plan lighting for conference room?

Flexible, controlled lighting is vital to suit all functions, from conventional meetings to AV presentations and video conferencing. A central table is an opportunity for statement pendant fittings.



CONFERENCE / MEETING ROOMS




CONFERENCE / MEETING ROOMS



CONFERENCE ROOMS

Classic and ambient



VL RINGCROWN

Let the eyes be caught by the beautiful pendant lamp VL Ring Crown, with its characteristic organic form. It will bring in a distinct and authentic touch to stylish interiors as well as a warm light to softly illuminate contemporary spaces. The light of the lamp is directed primarily downwards and adds a glow to the room.

Variants of 3, 5 or 7 lamps.

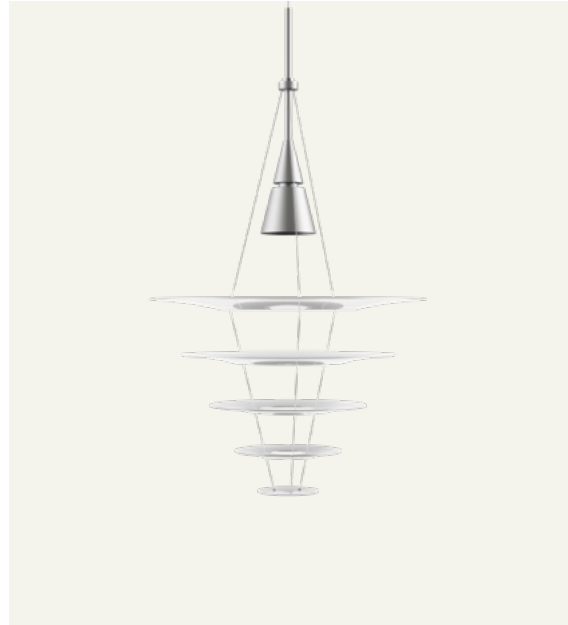


PH 2/1 STEM FITTING

PH 2/1 Stem fitting is a member of Poul Henningsens worldknown three-shade family. It directs the majority of the light downwards While also being a beautiful, original, and timeless design that will enrich the room.

CONFERENCE ROOMS

Corporate and clean



ENIGMA

The pendant Enigma contributes with a design based on the idea of floating shades held by ultrathin wires. It provides with a transparent and light expression to the room and many decorative possibilities. The matt upper surface diffuses the light, while the glossy lower surface ensures optimal reflection and glare-free soft light.

Available in three sizes and two colours. With dali driver for automated light control.



PATERA OVAL

Patera Oval is part of the Patera pendant family, which is a modern take on the classic chandelier. This pendant constitute a flat circular form that looks like an oval from the side, and caters to spaces with both limited ceiling height, high-hanging pedant or above a dining table to create spacious feeling between the table and the ceiling.

E27 socket.

CONFERENCE ROOMS


Playful and bold



LP SLIM ROUND ACOUSTIC

Achieve good acoustics in a canteen area with LP Slim Round Acoustic, which features an unholstered foam core that comes in a variety of colors and fabrics. This series offers the opportunity to work with one aesthetic look across different functional needs.

Play with high quality fabrics in endless colours and textures. With dali driver for automated light control.



LP GRAND

LP Grand combines direct and reflected light in and between its shade of beautifully curved and open rings. It comes in different sizes and new features which makes it more applicable, not only in homes but also in hospitality environments like meeting rooms. The light is reflected indirectly with four rings of light surrounding the central diffuser, that creates a graceful glow.

Available in four colours and four sizes. With dali driver for automated light control.

3.

HUMAN CENTRIC LIGHTING



HUMAN CENTRIC LIGHTING

The human circadian rhythm is naturally responding to the changes of light. The internal clock is partly regulated by the two hormones: Melatonin, which makes you tired/drowsy and cortisol, which makes you feel awake/alert.

When we expose ourselves to a higher color temperature and lighting level the melatonin levels are suppressed, and we will feel more alert and awake. But as humans we cannot thrive in the highest color temperature during an entire working day – we need variation and rest to work our full potential.



CIRCADIAN EFFECTS OF LIGHT

Light is the most powerful time cue for resetting the circadian pacemaker and ensuring correct synchronization of the internal clock with the environment.

Failure to entrain the circadian pacemaker results in sleep disorders, fatigue, performance problems, hormone and metabolic disorders.

Common examples include the circadian desynchronization caused by shift-work, jet-lag and Advanced- and Delayed Sleep Phase Disorder.

Steven W. Lockley, PhD.

Associate Professor of Medicine, Harvard Medical School,
USA, 2021.



HUMAN CENTRIC LIGHTING IN PRACTICE

Provide lighting solutions that support safety, health and wellbeing in the built environment through an uncompromised combination of ambience, functionality and aesthetics. Enabling features:

DYNAMIC LIGHTING

Daylight simulation principles with lighting systems that gradually change colour temperature according to the time of day in tune with circadian rhythms.

INTEGRABLE LIGHTING

Controllable lighting solutions adapting to situations in both urban and indoor environments.

OPTIMUM LIGHT COMFORT

Lighting which is glare and flicker free.

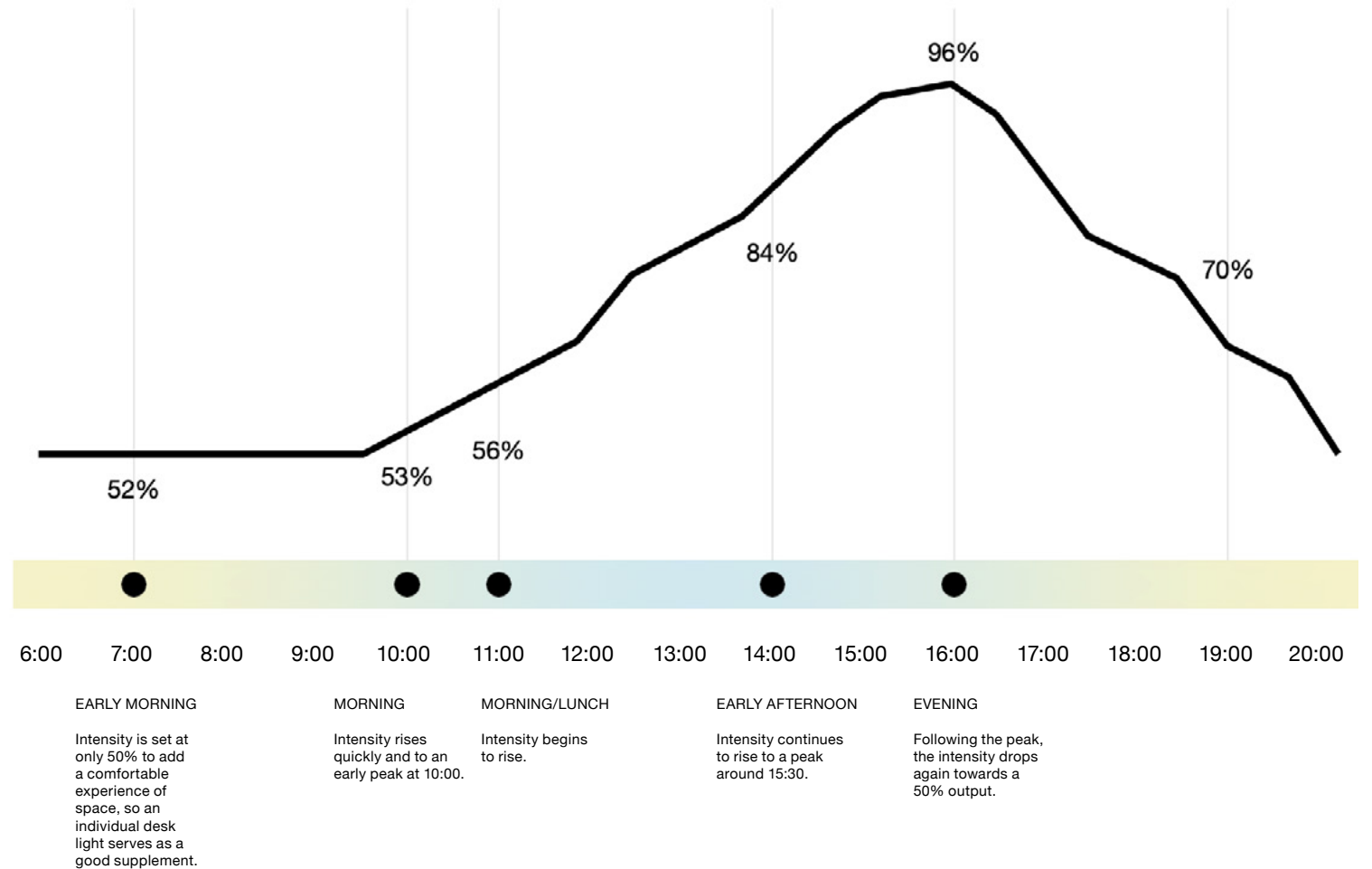
RESPONSIBLE LIGHTING

Lighting solutions to reduce and minimize light pollution with a minimal impact on our environment.



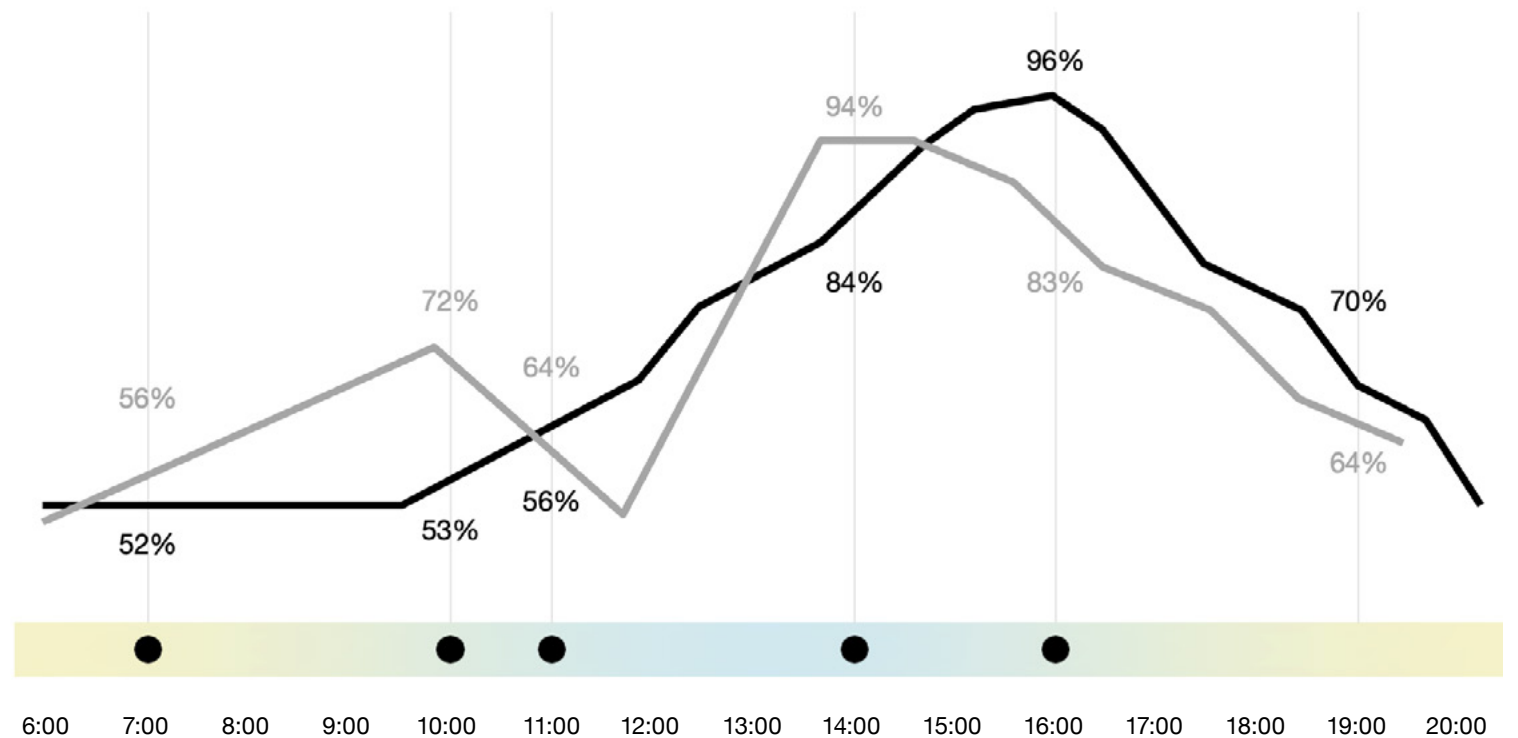
DYNAMIC DIMMING

The lighting system can vary the intensity of light simulating the varying intensity of daylight throughout the day.



KELVIN ADJUSTABLE (KA)

Kelvin Adjustable Lighting have a color temperature spectrum of 2700-5700K, which allows the light to vary precisely between these two, to simulate the color temperatures of natural daylight from morning to evening.



EARLY MORNING

Daylight:
Warm colour temperature starts at 2700K and moves slowly up, for people to gently start their day.

Energizer:
Intensity is set at only 50% to add a comfortable experience of space, so an individual desk light serves as a good supplement.

MORNING

Daylight:
Colour temperature moves slowly up towards 4000K.

Energizer:
Intensity rises quickly and colour temperature rises to an early peak of 4000K at 10:00.

MORNING/LUNCH

Daylight:
Intensity drops again and colour temperature drops to 3500K.

Energizer:
Intensity begins to rise and colour temperature stays at around 4000K.

EARLY AFTERNOON

Daylight:
Intensity rises to a peak around 14:00 to suppress the "post-lunch" energy dip. Colour temperature rises to a peak at 5700K.

Energizer:
Intensity continues to rise to a peak around 15:30.

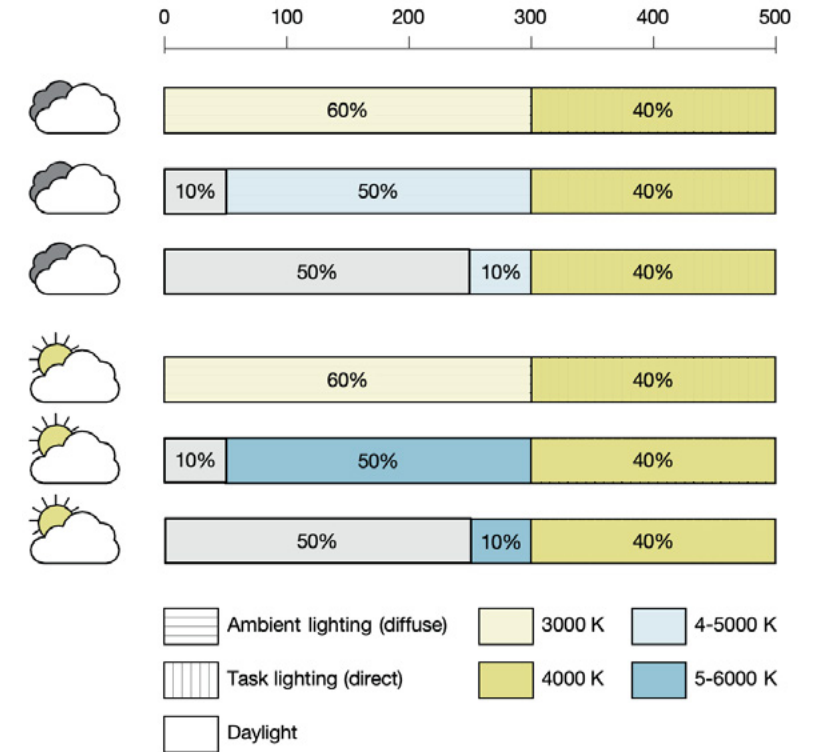
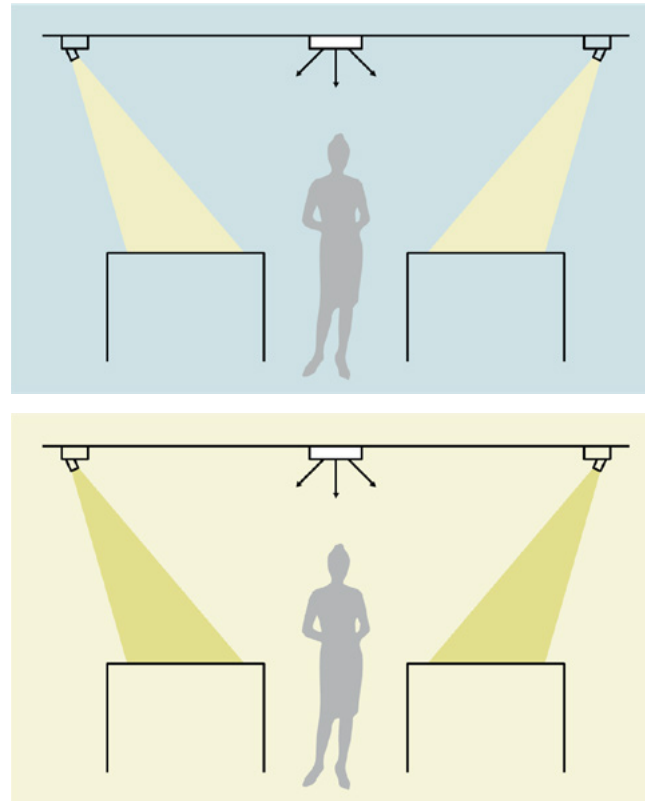
EVENING

Daylight and Energizer:
Following the peak, the intensity drops again towards a 50% output. Colour temperature drops to 2700K.

NATURAL LIGHT COMFORT

ABOUT Double Dynamic Lighting

- Concept developed and tested in a scientific study carried out by Aalborg University.
- This new lighting design concept of dynamic indoor lighting for office environments demonstrates how advanced responsive lighting technology can bring the office lighting to life by bringing the qualities of natural light into the office and thereby improve the indoor lighting environment and work engagement.
- The results of the field study demonstrated that it is possible to define dynamic light settings responding to the dynamics of daylight through a combination of direct and diffuse lighting.
- DDL was validated to have a positive impact on perceived atmosphere, visual comfort, and work engagement compared to static lighting.
- In general, it was confirmed, that the combination of directional task lighting and diffuse ambient lighting, responding to skytypes and measured daylight level in the space was favored compared to static standard diffuse lighting.
- The perceived atmosphere was found to be more pleasant.
- The DDL concept, with a mixture of direct and diffuse warm, neutral, and cool colour temperature, was described and characterized with several references to naturalness of lighting and daylight components by the participants in the interviews. The interviews have proven valuable data and examples of subjective experience of the Double Dynamic Lighting.



The Double Dynamic Lighting is embracing the dynamic qualities of daylight, referring to multisensory human perception of unpredictability, naturalness, flow of light, light modelling effect and personal light zones.

louis poulsen

ESTABLISHED 1874